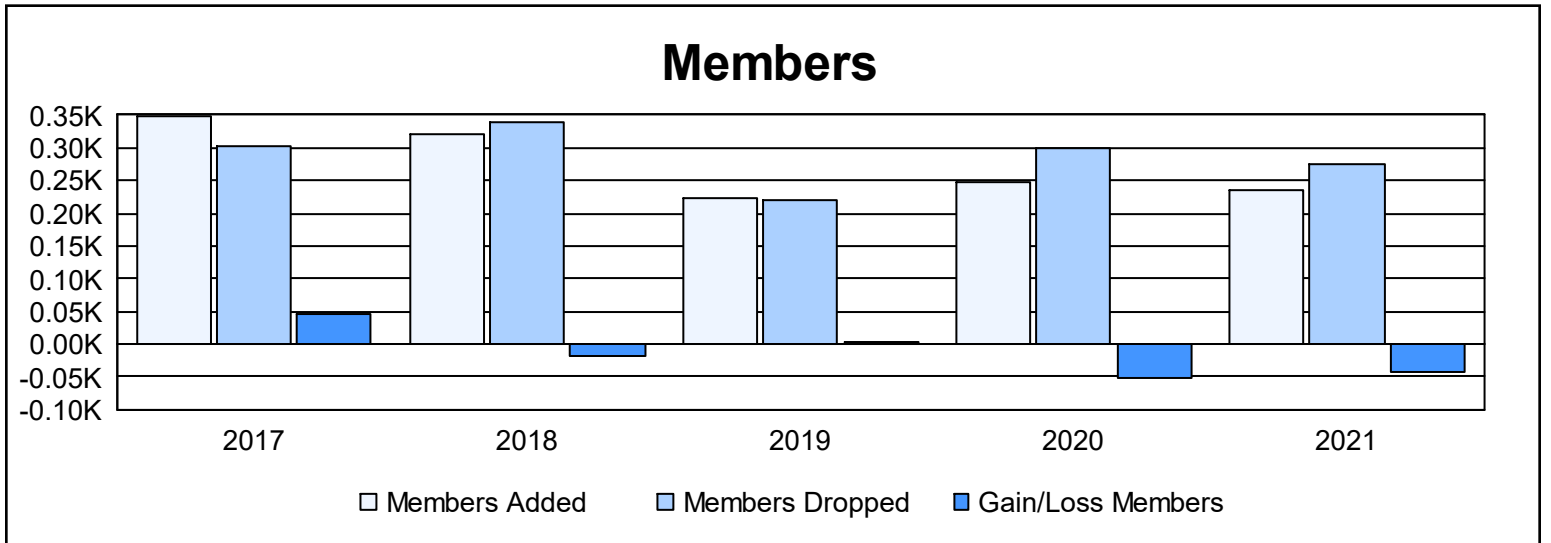
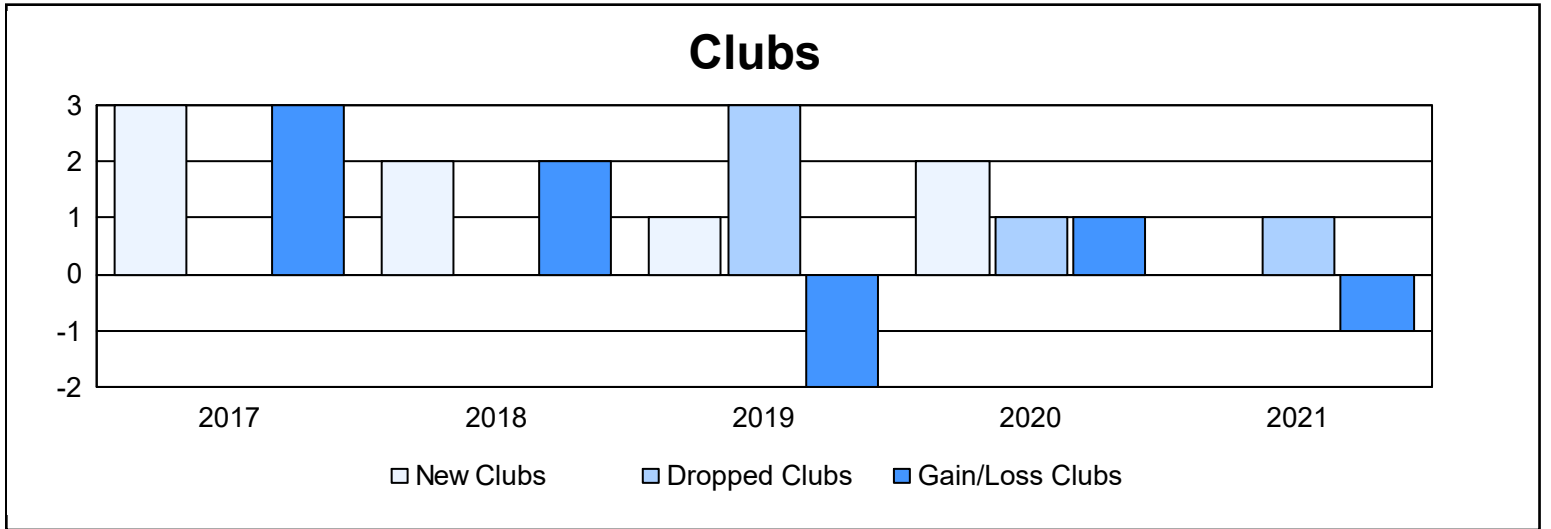
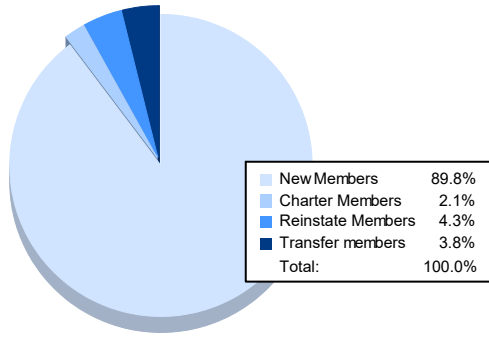


Year	New Clubs	Dropped Clubs	Gain/ Loss Clubs	New Members	Charter Members	Reinstate Members	Transfer Members	Total Member Added	Total Members Dropped	Gain/ Loss Members
2016-2017	3	0	3	263	67	12	6	348	303	45
2017-2018	2	0	2	248	55	2	17	322	339	-17
2018-2019	1	3	-2	176	29	10	9	224	221	3
2019-2020	2	1	1	183	46	13	6	248	299	-51
2020-2021	0	1	-1	211	5	10	9	235	276	-41
<b>Average</b>	<b>2</b>	<b>1</b>	<b>1</b>	<b>216</b>	<b>40</b>	<b>9</b>	<b>9</b>	<b>275</b>	<b>288</b>	<b>-12</b>



### Membership Composition June 2021 Cumulative



### Gender Composition June 2021 Cumulative

